



Ticker: 6732

Sensortek Technology Corp.

Investor Conferences

Disclaimer

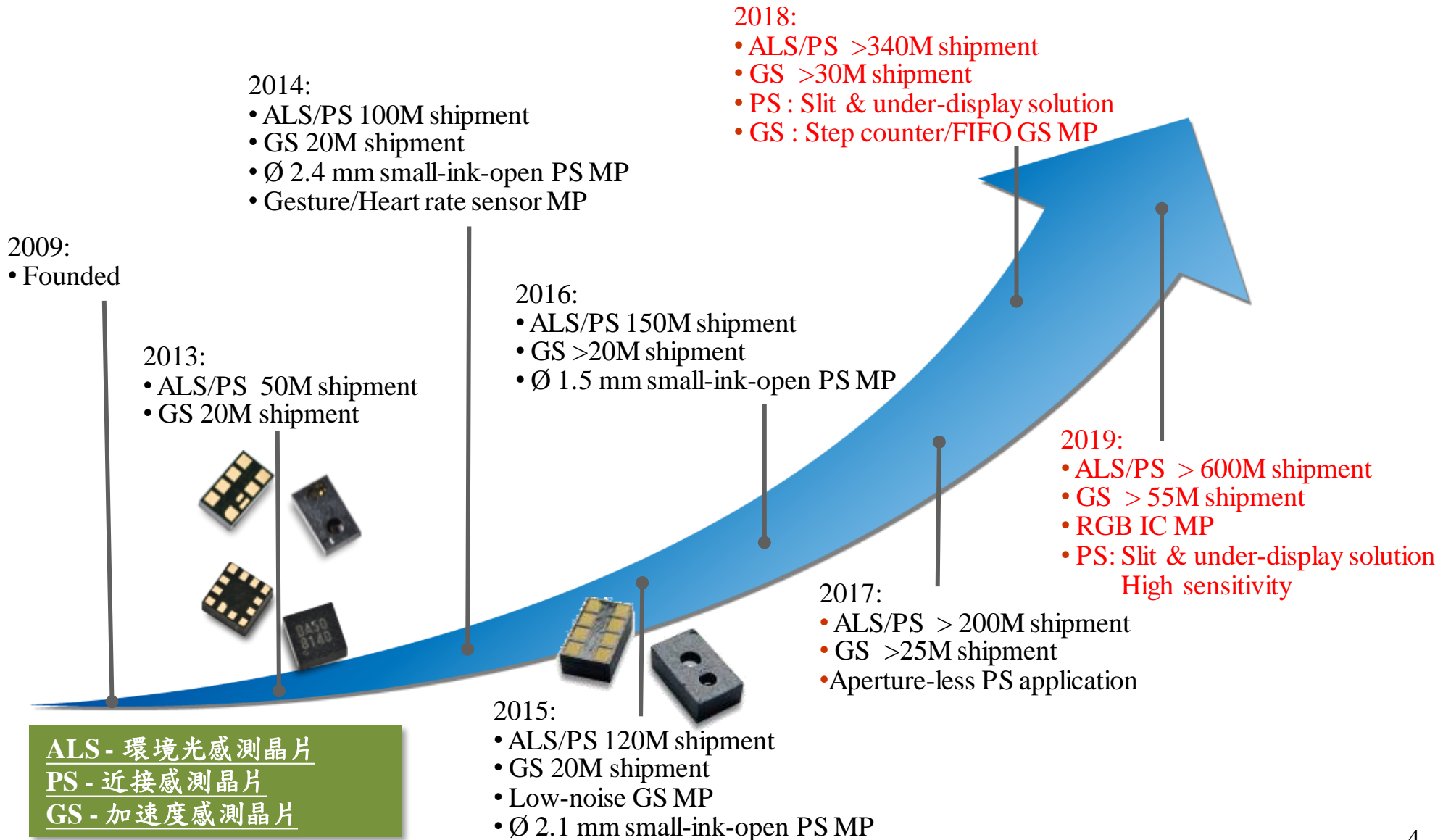
- This presentation includes forward-looking statements. All statements, other than statements of historical facts, that address activities, events or developments that Sensortek Technology Corp. expects or anticipates will or may occur in the future (including but not limited to projections, targets, estimates and business plans) are forward-looking statements.
- Sensortek's actual results or developments may differ materially from those indicated by these forward-looking statements as a result of various factors and uncertainties, including but not limited to material cost increase, market demand, change in legal, financial and regulatory frameworks, government policies, financial market conditions, and other risks and factors beyond our control.
- Sensortek does not undertake any obligation to publicly update any forward-looking statement to reflect events or circumstances after the date on which any such statement is made or to reflect the occurrence of unanticipated events.

I. Company Introduction

About Us

Company Name	Sensortek Technology Corp.
Founded	December 1, 2009
Capitalization	NT 489,126,180
Chairman and CEO	Sheng-Su Lee
Number of Employees	133
Location	Tai Yuen Hi-Tech Industrial Park, Jhubei City, Hsinchu County
Products	<ul style="list-style-type: none">• Optical Sensors<ul style="list-style-type: none">- Ambient Light Sensors (ALS)- Proximity Sensors (PS)- Color Temperature Sensors (RGB)• MEMS Sensors<ul style="list-style-type: none">- Accelerometer Sensors (GS)

Milestones



II. Our Products

Optical Sensors

Ambient Light Sensors

→ screen brightness control
 環境光感測晶片 → 調節螢幕亮度



Optical sensor shipment

2017: >200M
 2018: >340M
 2019: >600M

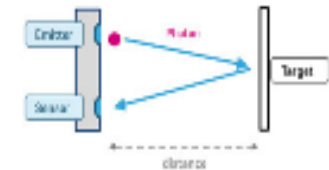
Proximity Sensors

→ turns off the display (anti-touch)
 近接感測晶片 → 關屏(防誤觸)

- PS (w/T) + ALS visible sensor solution
- PS (w/T) + ALS invisible solution
 - ✓ Under-display solution (屏下方案) → AMOLED displays
 - ✓ Slit type (狹縫方案) → TFT displays
- PS (w/T) + RGB

RGB Sensors

→ screen color temperature control
 色彩感測晶片 → 調節螢幕色溫



16:9 screen



Bezel-less screen



ALS / PS Layout Trends

Waterdrop Screen

狹縫(Slit) ALS/PS

狹縫(Slit) PS / 屏下 ALS

前攝旁 ALS/PS

(Aside of Front Facing Camera)



Bezel-less Screen

屏下(Under-display) ALS/PS

狹縫 (Slit) PS / 屏下 Under-display ALS




MEMS Sensors

Accelerometer Sensors (GS)

→ Rotation detection

加速度感測晶片 → 屏幕旋轉偵測




GS shipment

2017: >25M

2018: >30M

2019: >55M



√ GS for smartphones

√ Low-power GS for wearable & IoT devices



Screen rotation



Automatic mute



Game control



Gesture detection



Answering aid



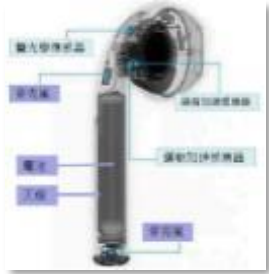
Optical Sensors + G Sensors

Wearable Devices and other Applications

True Wireless Stereo (TWS) earphones

Accelerometer sensor → click detection

P-sensor → on/off switch



FreeBuds 3

Click detection

- Incoming call
Click to answer
Double click to reject
- AI assistant
Click to pause
Double click to switch

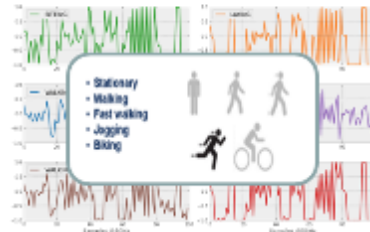
Smart watches & fitness trackers

Accelerometer sensor → motion detection

Optical sensor → heartbeat detection



運動偵測 / 計步
Motion detection



抬手亮屏 / 動態心率輔助
Heartbeat detection



睡眠偵測 / 久坐提醒
Sleep quality monitoring



III. Financial Performance

Income Statement

Item	Q3_2020		Q1~Q3_2020		Q3_2019		Q1~Q3_2019	
	Results	% of sales	Results	% of sales	Results	% of sales	Results	% of sales
Net Sales	1,500,516	-	3,875,528	-	1,457,762	-	3,413,853	-
Gross Profit	626,215	42%	1,596,045	41%	622,247	43%	1,471,725	43%
Operating Expense	175,320	12%	431,670	11%	154,888	11%	388,244	11%
Operating Income	450,895	30%	1,164,375	30%	467,359	32%	1,083,481	32%
Income before Tax	451,245	30%	1,177,198	31%	468,871	32%	1,093,609	32%
Net Income*	397,497	26%	1,036,500	27%	413,566	28%	957,245	28%
EPS	8.13	-	22.10	-	9.12	-	21.17	-

Unit: NT\$ thousands (except EPS)

Accounting standard: IFRS

* Listed on the English translation of our financial statements as "Profit (loss), attributable to owners of parent"

Balance Sheet

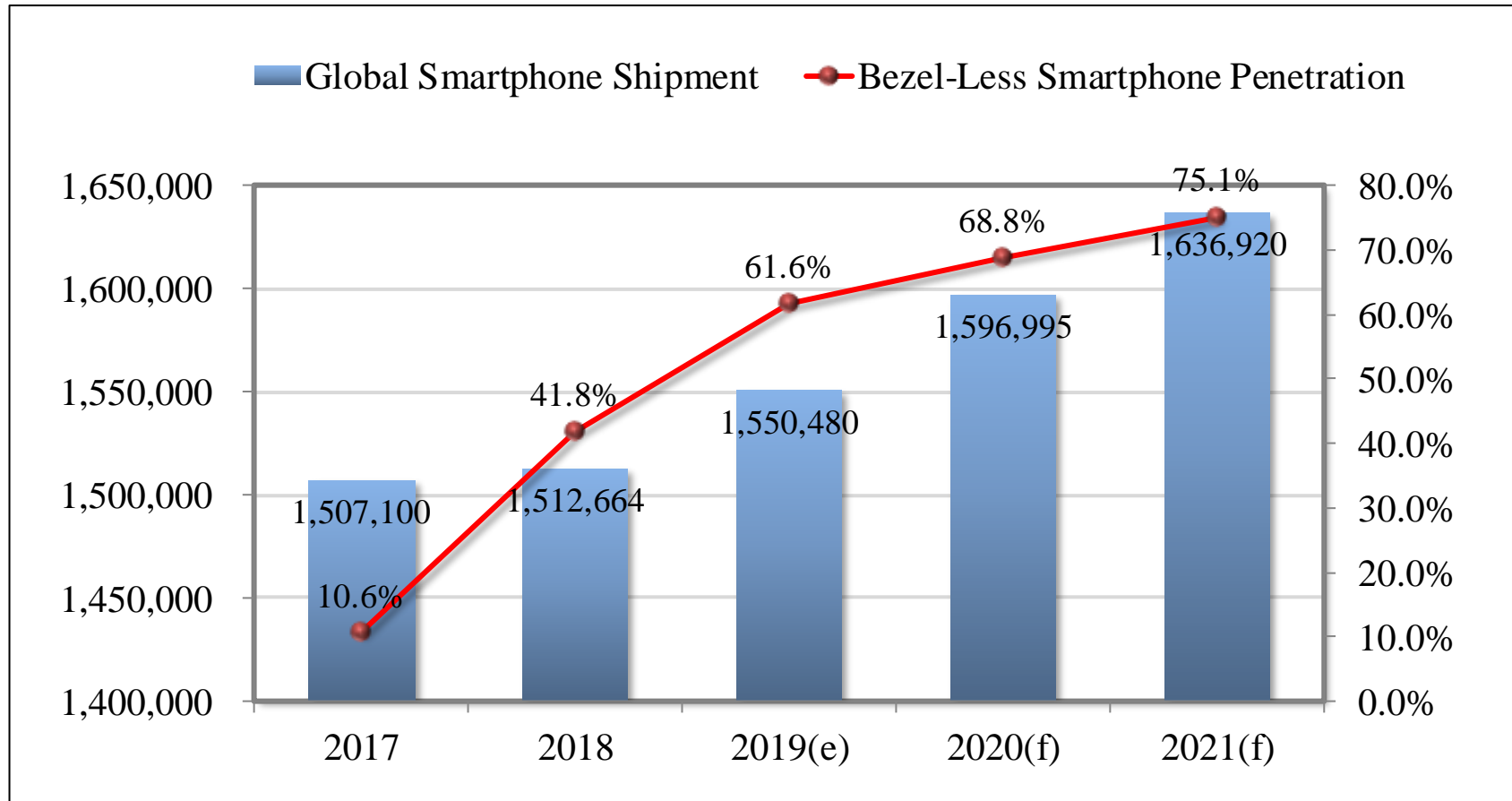
Item	2020/9/30	2020/6/30	2020/3/31	2019/12/31	2019/6/30	2019/3/31
Total Assets	5,665,950	5,920,992	3,937,918	3,257,565	2,060,175	1,445,506
Current Assets	5,500,709	5,785,995	3,824,883	3,140,188	1,992,040	1,374,119
Cash & Equivalents	1,743,561	1,895,897	1,471,630	909,984	491,204	705,679
AR	489,647	470,727	542,826	539,062	592,915	365,712
Inventory	382,448	605,743	595,547	439,684	355,887	279,904
Total Liability	1,459,386	2,121,747	2,581,779	1,434,311	1,029,386	774,592
AP	616,844	527,754	816,834	669,038	586,899	285,319
Shareholder Eqt.	4,206,564	3,799,245	1,356,139	1,823,254	1,031,329	670,914

Unit: NT\$ thousands
Accounting standard: IFRS

IV. Market Trends and Positioning

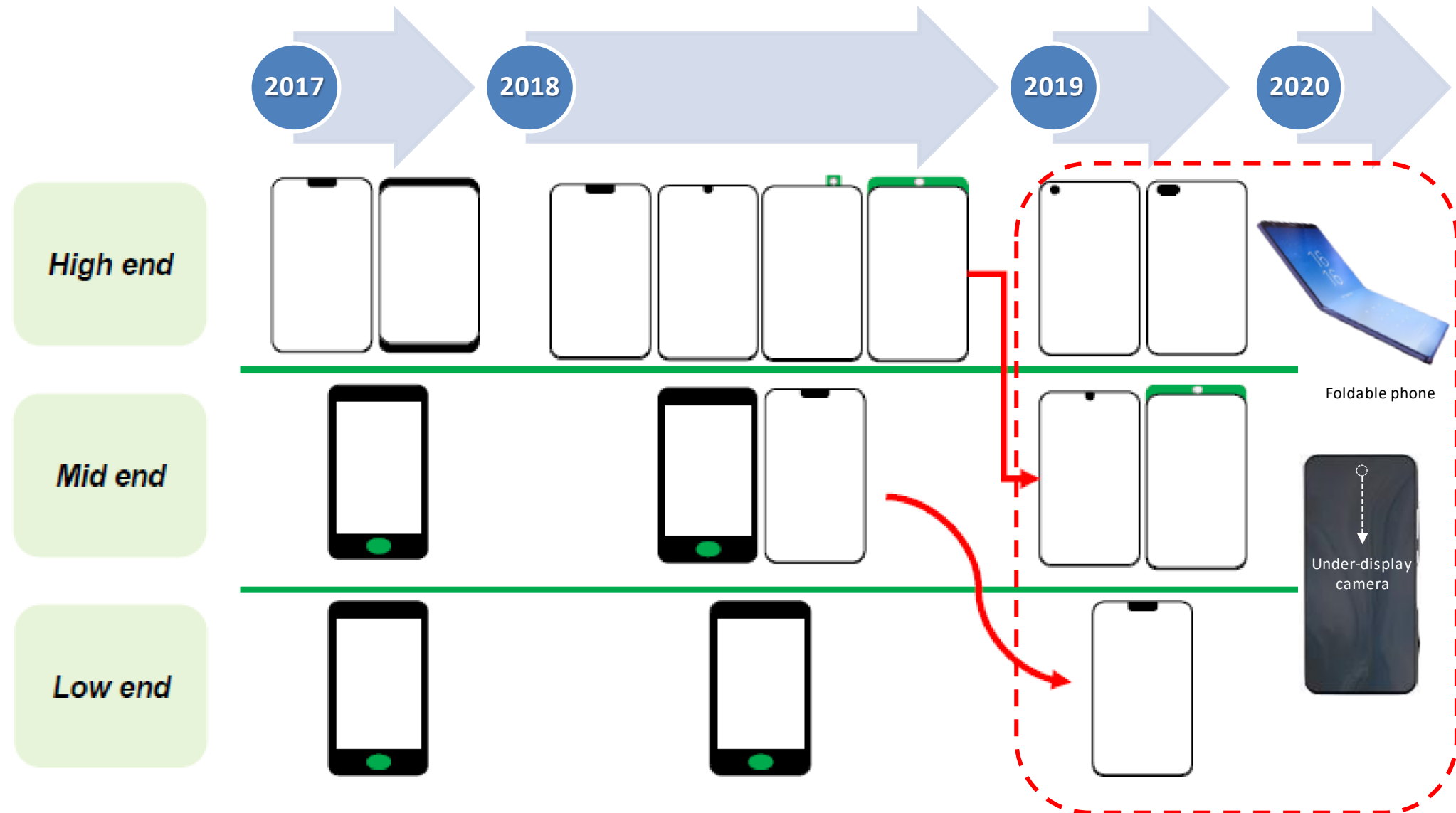
Smartphone Market Scale & Trends

1: 1,000



Source: IEK

Bezel-less Smartphones: The Under-Display Solution



V. Future Development

Going Forward

1. PS + ALS for front displays → 協同前螢幕之應用
 - ▣ Under-display PS (屏下方案) + ALS → for AMOLED displays
 - ▣ Slit type PS (狹縫方案) + ALS → for TFT displays
 - ▣ PS+RGB sensors (更精準色溫偵測 more precise light detection)
2. Optical sensors for rear cameras → 協同後相機之應用
 - ▣ RGB sensors (白平衡校正 white balance correction)
 - ▣ RGB + flicker sensors
3. Other applications → 延伸至非手機之應用
 - ▣ Smart watches, fitness trackers, TWS, etc.
4. Speeding up MEMS development → 加速MEMS產品線
 - ▣ Gyroscopes
 - ▣ A + Gyro (2 in 1) for high-end smartphones

VI. Corporate Governance

Corporate Governance

- Organization: 4 directors and 3 independent directors
- The Company has established an audit committee and a compensation committee.
- Complies with "Corporate Governance Best Practice Principles for TWSE/TPEX Listed Companies" to stipulate the following rules:
 - 1) Ethical Corporate Management Best Practice Principles
 - 2) Rules and Procedures of Shareholders Meeting
 - 3) Rules and Procedures of Board of Directors Meeting
 - 4) Election Procedure of Directors
 - 5) Audit Committee Charter
 - 6) Compensation Committee Charter

Thank You